

Pop-Facts® Demographics | Population & Race



Trade Area: 670 Park Avenue - 5 mi.

POPULATION

30,857

HOUSEHOLDS

11,700

ETHNICITY



4.9%

Index:98

Hispanic/Latino

HISPANIC ORIGIN*



44.6%

Index:73

Mexican

HOME LANGUAGE*

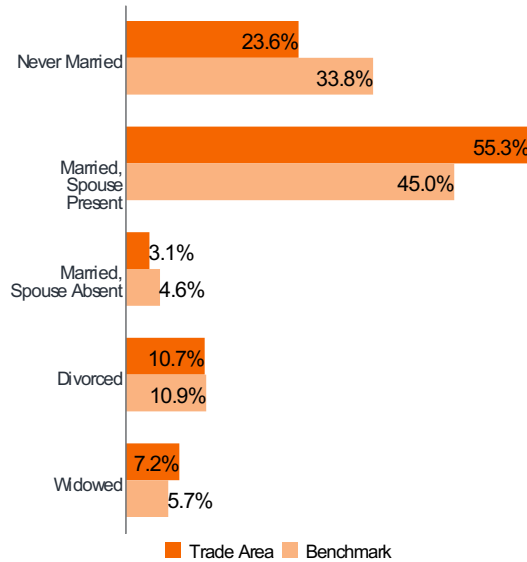


96.7%

Index:124

Only English

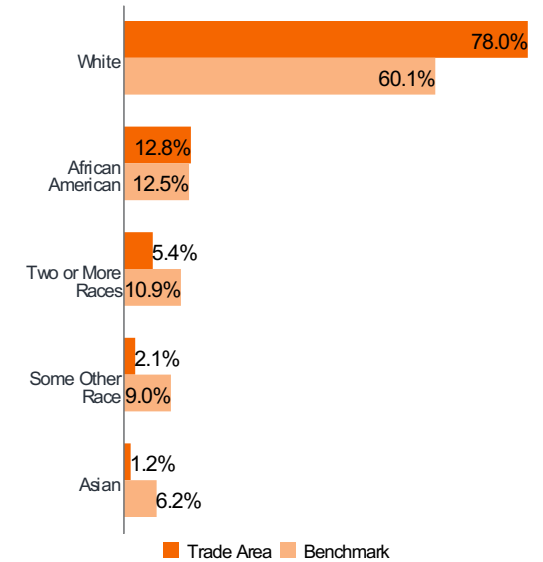
MARITAL STATUS



POPULATION BY AGE

Age	Count	%	Index
0 - 4	1,915	6.2	107
5 - 9	1,965	6.4	107
10 - 14	2,120	6.9	111
15 - 17	1,236	4.0	105
18 - 20	1,067	3.5	85
21 - 24	1,275	4.1	80
25 - 34	3,755	12.2	91
35 - 44	4,329	14.0	109
45 - 54	4,100	13.3	110
55 - 64	3,812	12.4	98
65 - 74	3,219	10.4	98
75 - 84	1,539	5.0	95
85+	525	1.7	83

POPULATION BY RACE**



Benchmark:USA

© 2023 Claritas, LLC. All rights reserved. Source: ©Claritas, LLC 2023.
<https://claritas.easpotlight.com/Spotlight/About/3/2023>

*Top variable chosen from percent composition ranking

**Top 5 variables chosen from percent composition ranking

Index Colors:	<80	80 - 110	110+
---------------	-----	----------	------

Pop-Facts® Demographics | Housing & Household



Trade Area: 670 Park Avenue - 5 mi.

Population: 30,857 | Households: 11,700

MEDIAN AGE OF HOUSEHOLDER

53

Index: 98

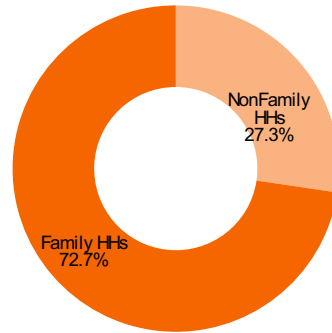
PRESENCE OF CHILDREN*



35.8%

Index: 106

HOUSEHOLD TYPE



HOUSING TENURE



Own

79.8%

Index: 124



Rent

20.2%

Index: 57

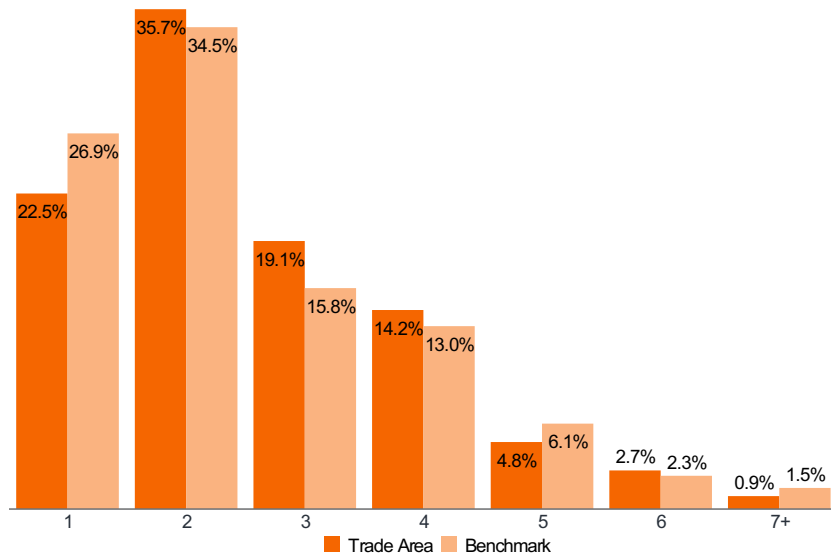
AGE OF HOUSING**



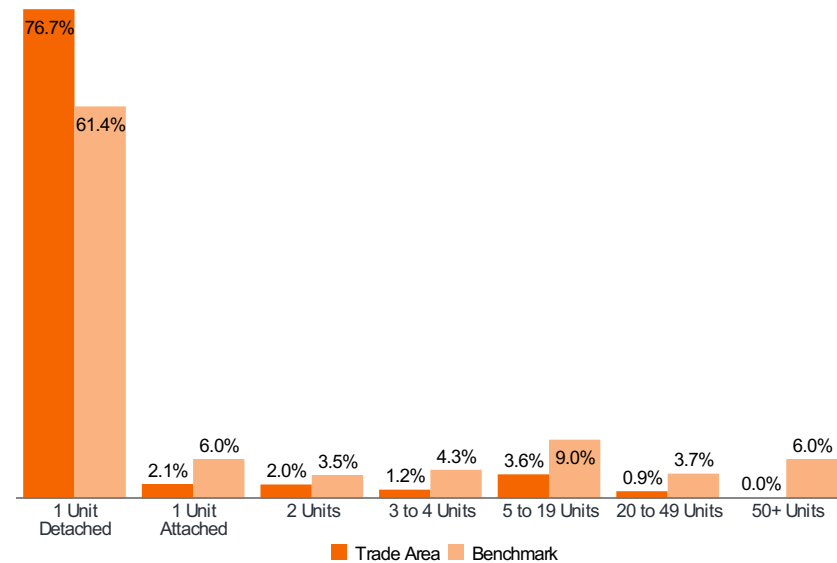
9 - 18 years old

% Comp: 32.6 Index: 237

HOUSEHOLD SIZE



HOUSING UNITS IN STRUCTURE



Benchmark: USA

© 2023 Claritas, LLC. All rights reserved. Source: ©Claritas, LLC 2023. (<https://claritas.easpotlight.com/Spotlight/About/3/2023>)

*Uses the variable "Households with people under age 18"

**Chosen from percent composition ranking

Index Colors:	<80	80 - 110	110+
---------------	-----	----------	------

Pop-Facts® Demographics | Affluence & Education



Trade Area: 670 Park Avenue - 5 mi.

Population: 30,857 | Households: 11,700

EDUCATIONAL ATTAINMENT: TOP 2*



34.8%

Index: 129

High School Graduate



25.4%

Index: 127

Some College, No Degree

EDUCATION: HISPANIC/LATINO



0.5%

Index: 19

Bachelor's degree or higher

POVERTY STATUS



92.4%

Index: 101

At or above poverty

HOUSEHOLD INCOME



Median Household Income

\$76,982

Index: 105

Average Household Income

\$93,490

Index: 89

HOUSEHOLD INCOME DISTRIBUTION



Benchmark: USA

*Ranked by percent composition

© 2023 Claritas, LLC. All rights reserved. Source: ©Claritas, LLC 2023. (<https://claritas.easpotlight.com/Spotlight/About/3/2023>)

Index Colors:	<80	80 - 110	110+
---------------	-----	----------	------

Pop-Facts® Demographics | Employment & Occupation



Trade Area: 670 Park Avenue - 5 mi.

Population: 30,857 | Households: 11,700

OCCUPATIONAL CLASS*



61.0%

Index:101

White Collar

UNEMPLOYMENT RATE



3.7%

Index:79

Percent of civilian labor force unemployed

METHOD OF TRAVEL TO WORK: TOP 2*



87.4%

Index:116

Travel to work by **Driving Alone**

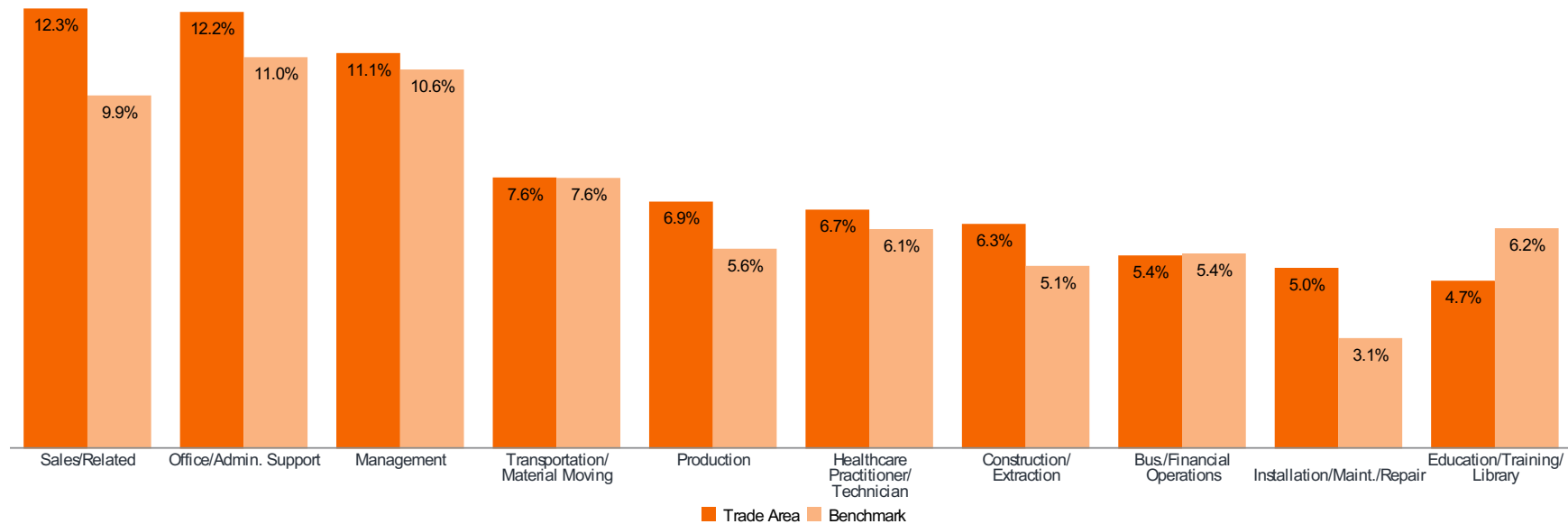


6.7%

Index:75

Travel to work by **Carpooling**

OCCUPATION: TOP 10*



Benchmark: USA

*Chosen from percent composition ranking

© 2023 Claritas, LLC. All rights reserved. Source: ©Claritas, LLC 2023.
<https://claritas.easpolight.com/Spotlight/About/3/2023>

Index Colors:	<80	80 - 110	110+
---------------	-----	----------	------

Trade Area: 670 Park Avenue - 5 mi.

Population: 30,857 | Households: 11,700



Sources: Esri, HERE, Garmin, FAO, NOAA, USGS, © OpenStreetMap contributors, and the GIS User Community

©2006-2023 TomTom

Report Details

Name: Executive Dashboard
Date / Time: 5/9/2023 3:17:16 PM
Workspace Vintage: 2023

Trade Area

Name	Level	Geographies
670 Park Avenue - 5 mi.		N/A
670 Park Avenue - 10 mi.		N/A
670 Park Avenue - 15 mi.		N/A

Benchmark

Name	Level	Geographies
USA	Entire US	United States

DataSource

Product	Provider	Copyright
Claritas Pop-Facts® Premier 2023	Claritas	©Claritas, LLC 2023 https://claritas.easpotlight.com/Spotlight/About
